


# Set TBI izvijača sa TX profilom u SOS ulošku

964/9CSOS



## Profili

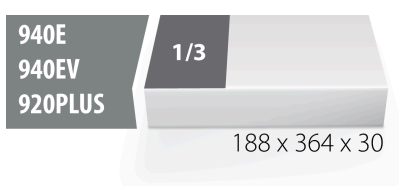



## Atributi proizvoda

- Tool tray dimension: 188 x 364 x 30 mm
- Compatible with drawers of Eurostyle, Eurovision, Euromotion, Europlus and Hercules (front drawers) line

## Set includes:

- 8x TBI screwdriver with TX profile (article 621TBI) dim. TX 10, TX 15, TX 20, TX 25, TX 27, TX 30, TX 40, TX 45



Ime proizvoda	SKU	Članak	Dimenzije	Količina
Set TBI izvijača sa TX profilom u SOS ulošku	621560	964/9CSOS	-	8
Izvijač Torx TBI		621TBI	TX 10, TX 15, TX 20, TX 25, TX 27, TX 30, TX 40, TX 45	8
SOS uložak za art. 964/9CSOS		vI964/9CSOS	188x364x30	1

\* Slike proizvoda su simbolične. Sve dimenzije su u mm, masa je u g.

## Safety tips



- Use a screw holding screwdriver to get screws started in awkward, hard-to-reach areas.
- Use a stubby screwdriver in close quarters where a conventional screwdriver cannot be used.
- A rounded tip should be redressed with a file; make sure edges are straight.
- Screwdrivers used in the shop are best stored in a rack. This way, the proper selection of the right screwdriver can be quickly made.
- Keep the screwdriver handle clean; a greasy handle is apt to cause accidents.
- A screwdriver should never be used as pry bar. If it is overstressed in this manner, the blade might break and send a particle of steel into the operator's arm or even towards his eyes.



- Don't use pliers on the handle of a screwdriver to get extra turning power. A wrench should only be used on the square shank or bolster of a screwdriver that is especially designed for that purpose.
- Don't expose a screwdriver blade to excessive heat as it may reduce the hardness of the blade.
- Don't use a screwdriver with a split or broken handle.
- Don't use a regular screwdriver to check a storage battery or to determine if an electrical circuit is live.