


Set i kaçavidave TBI me TX profil dhe vrimë në SOS sirtar

964/9CSOS



Profiles

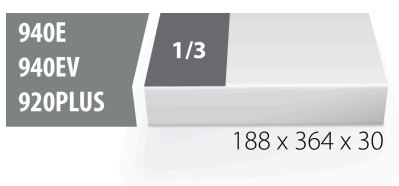



Product features

- Dimensionet e futjes: 188 x 364 x 30 mm
- Për sirtarët e karrocave Eurostyle, Eurovision, Euromotion, Europlus dhe Hercules (mbajtëse përpara)

Seti përfshin:

- 8 copë. kaçavidë me profil TORX (art. 621TBI), dim. TX 10, TX 15, TX 20, TX 25, TX 27, TX 30, TX 40, TX 45



Product name	SKU	Article	Dimensions	Quantity
Set i kaçavidave TBI me TX profil dhe vrimë në SOS sirtar	621560	964/9CSOS	-	8
Kaçavidë TBI me TX profil		621TBI	TX 10, TX 15, TX 20, TX 25, TX 27, TX 30, TX 40, TX 45	8
SOS mjet tabaka për 964/9CSOS		vl964/9CSOS	188x364x30	1

* Imazhet e produkteve janë simbolike. Të gjitha dimensionet janë në mm, pesha në gram. Të gjitha dimensionet e listuara mund të ndryshojnë në tolerancë.

Safety tips



- Use a screw holding screwdriver to get screws started in awkward, hard-to-reach areas.
- Use a stubby screwdriver in close quarters where a conventional screwdriver cannot be used.
- A rounded tip should be redressed with a file; make sure edges are straight.
- Screwdrivers used in the shop are best stored in a rack. This way, the proper selection of the right screwdriver can be quickly made.
- Keep the screwdriver handle clean; a greasy handle is apt to cause accidents.
- A screwdriver should never be used as pry bar. If it is overstressed in this manner, the blade might break and send a particle of steel into the operator's arm or even towards his eyes.



- Don't use pliers on the handle of a screwdriver to get extra turning power. A wrench should only be used on the square shank or bolster of a screwdriver that is especially designed for that purpose.
- Don't expose a screwdriver blade to excessive heat as it may reduce the hardness of the blade.
- Don't use a screwdriver with a split or broken handle.
- Don't use a regular screwdriver to check a storage battery or to determine if an electrical circuit is live.