


# Bazë e shtrënguesve për 721/6 dhe 721Q/6

721.1/6

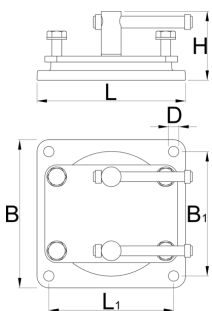





## Profiles



## Product features

- pllakë bazë prej gize gri
- pjesë të tjera materiale: çelik të veçantë mjet
- bazë kthyeshëm mund të ndërrohen për 360 °



			L	B	H	B1	L1	D
621566	80	2570	96	96	47	81	81	6.5
621483	125	2590	149.9	149.9	70	126	126	10.5
621569	150	5190	190	190	87.5	160	160	13
621572	200	6600	210	210	93.5	176	176	13

\* Imazhet e produkteve janë simbolike. Të gjitha dimensionet janë në mm, pesha në gram. Të gjitha dimensionet e listuara mund të ndryshojnë në tolerancë.

## Safety tips



- Avoid clamping with heavy pressure on the corner of the vice jaws as it may break off a corner of a jaw.
- Replace a bent handle as soon as possible.
- Use bolts in all of the holes in the base of the vice.
- Use lock washers under the nuts.
- When work is held in a vice for sawing, saw as close to the jaws as possible to prevent vibrations. Be careful not to cut into the jaws.
- When clamping extra long work, support the far end of work rather than putting extra pressure on the vice.
- Regularly lightly oil all moving parts.
- If the threaded part of the vice is exposed, keep it free of chips and dirt.
- Discard any vice that exhibits the slightest hairline fracture.
- Always use a vice large enough to hold the work without strain.



- Don't use the jaws of a vice as an anvil.
- Never use an extension handle for extra clamping pressure.
- Never pound on the handle to tighten beyond hand pressure.
- Never try to repair a vice by welding or brazing.
- Don't try to bend a heavy rod in a light vice.