


UNIORD IRONGATOR 台虎

721Q/6

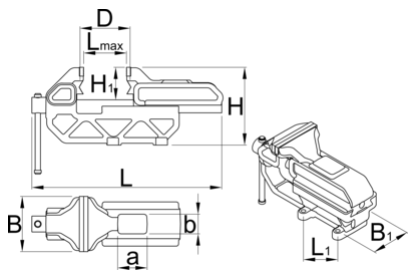


配置文件



特点


- 外壳主体由灰口铸铁造
- 表面处理
- 主体喷漆，开口涂防腐油，其他部分
- uniPRO滑轨确保移动部件的精确运行
- 快速移动系



Barcode	B	L↑	L	D	H1	a	b	H	L1	B1	Weight
621482	125	120	336	17 - 62	95	66	44	176	132	90	14500
621568	150	140	400	20 - 75	117	80	53	211	154	105	23500

* Images of products are symbolic. All dimensions are in mm, and weight in grams. All listed dimensions may vary in tolerance.

用途 (pictures)



Accessories



721/6 和 721Q/6 用 旋口底座



721/6 和 721Q/6 用 用口制口

配件



721/6 和 721Q/6 用 用口



721/6 和 721Q/6 用 用口制口

Safety tips



- Avoid clamping with heavy pressure on the corner of the vice jaws as it may break off a corner of a jaw.
- Replace a bent handle as soon as possible.
- Use bolts in all of the holes in the base of the vice.
- Use lock washers under the nuts.
- When work is held in a vice for sawing, saw as close to the jaws as possible to prevent vibrations. Be careful not to cut into the jaws.
- When clamping extra long work, support the far end of work rather than putting extra pressure on the vice.
- Regularly lightly oil all moving parts.
- If the threaded part of the vice is exposed, keep it free of chips and dirt.
- Discard any vice that exhibits the slightest hairline fracture.
- Always use a vice large enough to hold the work without strain.
- Don't use the jaws of a vice as an anvil.
- Never use an extension handle for extra clamping pressure.
- Never pound on the handle to tighten beyond hand pressure.
- Never try to repair a vice by welding or brazing.
- Don't try to bend a heavy rod in a light vice.