

# Boutenschaar met verwisselbare driekant snijmessen

596PLUS/6G



## Profielen

---



## Product attributen

- materiaal: premium hard chroom vanadiumstaal
- jaws exchangeable and adjustable in three position, entirely hardened and tempered
- steel handles, lacquered, heavy duty plastic handles

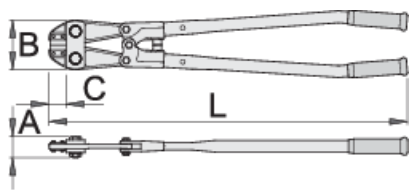
## Voordelen:

- extreme strength and minimum weight
- outstanding resistance to the maximum forces generated during cutting
- complete anti-corrosion resistance
- straightforward guidance and proper handling
- shock absorber for the prevention of injuries
- triangular blade - threefold longer service life
- the procedure for adjusting the jaw cutting edges

## How to adjust the cutting edges?

- Release the safety nut.

- Take the screw out of the groove and turn it until there is no spacing between the cutting edges
- Secure the safety nut.



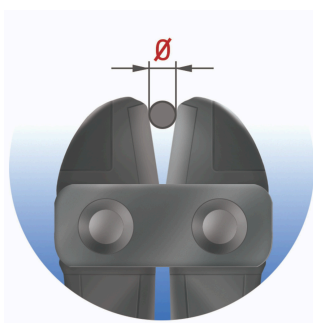

	L	A	B	C	
615256	750	43	96	46	4060
615257	900	47	109	50	6300

knipcapaciteit (10N=1kg)

	L	max 1600 N/mm <sup>2</sup> Ø↑	max 650 N/mm <sup>2</sup> Ø↑
615256	750	8	13
615257	900	9	16

\* Afbeeldingen van producten zijn symbolisch. Alle afmetingen zijn in mm en gewicht in gram. Alle vermelde afmetingen kunnen variëren in tolerantie.

## Gebruik (Afbeeldingen)



## Onderdelen



Reserve bek voor 596PLUS/6G



Reserve onderdelen driekant snijmes voor 596PLUS/6G



Reserve onderdelen driekant snijmes voor 596PLUS/6G

## Veelgestelde vragen

### **Can we eliminate the clearance between the blades of the bolt cutter?**

Of course. The procedure is described in the instructions.

### **If we change the triangular blade, do we have to adjust the clearance as well?**

When installing, it is necessary to make sure that the blades are installed in parallel and that the screws are tightened accordingly.