

# Bolt cutters with interchangeable triangular cutting edges

596PLUS/6G



## Profiles

---



## Product features

- material: premium hard chrome vanadium steel
- jaws exchangeable and adjustable in three position, entirely hardened and tempered
- steel handles, lacquered, heavy duty plastic handles

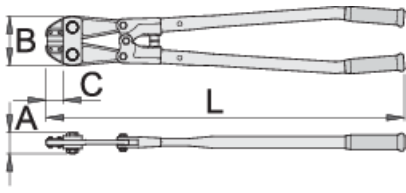
## Advantages:

- extreme strength and minimum weight
- outstanding resistance to the maximum forces generated during cutting
- complete anti-corrosion resistance
- straightforward guidance and proper handling
- shock absorber for the prevention of injuries
- triangular blade - threefold longer service life
- the procedure for adjusting the jaw cutting edges

## How to adjust the cutting edges?

- Release the safety nut.

- Take the screw out of the groove and turn it until there is no spacing between the cutting edges
- Secure the safety nut.




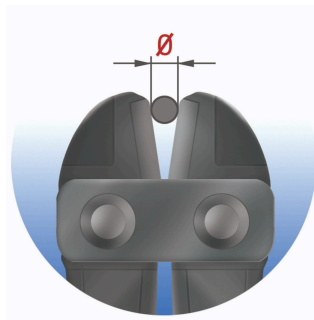
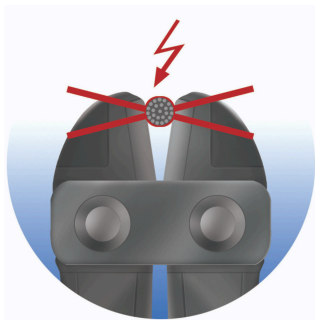
Barcode	L	A	B	C	Weight
615256	750	43	96	46	4060
615257	900	47	109	50	6300

cutting capacity (10N=1kg)

Barcode	L	max 1600 N/mm <sup>2</sup> Ø↑	max 650 N/mm <sup>2</sup> Ø↑
615256	750	8	13
615257	900	9	16

\* Images of products are symbolic. All dimensions are in mm, and weight in grams. All listed dimensions may vary in tolerance.

## Usage (pictures)



## Spare parts



Spare jaw for 596PLUS/6G



Spare cutting edges for 596PLUS/6G



Spare cutting edge for 596PLUS/6G

## Frequently asked questions

### **Can we eliminate the clearance between the blades of the bolt cutter?**

Of course. The procedure is described in the instructions.

### **If we change the triangular blade, do we have to adjust the clearance as well?**

When installing, it is necessary to make sure that the blades are installed in parallel and that the screws are tightened accordingly.