

Garnitura TBI odvijača u SOS ulošku za alat

964/37SOS



Profili



Opis proizvoda

- Dimenzije uloška 564x364x30 mm
- Odgovara fiokama kolica iz serija Eurostyle, Eurovision, Euromotion, Europlus i Hercules (sa prednjim fiokama)







Sadržaj:

- 5 kom. pljosnatih odvijača sa TBI ručkom (art. 605TBI), dim. 0.5x3.0x80, 0.8x4.0x100, 1.0x5.5x125, 1.2x6.5x150, 1.6x8.0x175
- 4 kom. krstastih odvijača sa TBI ručkom (art. 615TBI), dim. PH 0x60, PH 1x80, PH 2x100, PH 3x150
- 2 kom. kratkih pljosnatih odvijača (art. 627TBI), dim. 1.0x5.5x25, 1.2x6.5x25
- 2 kom. kratkih krstastih odvijača (art. 626TBI), dim. PH 1x25, PH 2x25
- 9 kom. TORX odvijača sa TBI ručkom (art. 621TBI), dim. TX 6, TX 8, TX 10, TX 15, TX 20, TX 25, TX 27, TX 30, TX 40
- 6 kom. imbus odvijača sa lopt. vrhom i T-ručkom (art. 193HXS), dim. 3, 4, 5, 6, 8, 10 mm

940E
940EV
920PLUS

3/3

564 x 364 x 30

Naziv proizvoda	SKU	Artikal	Dimenzije	Količina
Garnitura TBI odvijača u SOS ulošku za alat	621396	964/37SOS	-	28
Odvijač TBI pljosnati		605TBI	0.5 x 3.0x80, 0.8 x 4.0x100, 1.0 x 5.5x125, 1.2 x 6.5x150, 1.6 x 8.0x175	5
Odvijač TBI krstasti PH		615TBI	PH 0x60, PH 1x80, PH 2x100, PH 3x150	4
Odvijač TBI krstasti PH kratki		626TBI	PH 1x25, PH 2x25	2
Odvijač TBI pljosnati kratki		627TBI	1.0 x 5.5x25, 1.2 x 6.5x25	2
Odvijač TBI sa TX profilom		621TBI	TX 6, TX 8, TX 10, TX 15, TX 20, TX 25, TX 27, TX 30, TX 40	9
Ključ imbus loptasti sa T-ručicom, dvostrani		193HXS	3, 4, 5, 6, 8, 10	6
SOS uložak za garnituru odvijača 964/37SOS		vI964/37SOS	564x364x30	1

* Fotografije proizvoda su simbolične. Sve dimenzije su u mm, a težina u gramima. Sve navedene dimenzije mogu odstupati u granicama tolerancija.

Pravilna upotreba



- Use a screw holding screwdriver to get screws started in awkward, hard-to-reach areas.
- Use a stubby screwdriver in close quarters where a conventional screwdriver cannot be used.
- A rounded tip should be redressed with a file; make sure edges are straight.
- Screwdrivers used in the shop are best stored in a rack. This way, the proper selection of the right screwdriver can be quickly made.



- Don't use pliers on the handle of a screwdriver to get extra turning power. A wrench should only be used on the square shank or bolster of a screwdriver that is especially designed for that purpose.
- Don't expose a screwdriver blade to excessive heat as it may reduce the hardness of the blade.
- Don't use a screwdriver with a split or broken handle.
- Don't use a regular screwdriver to check a storage battery or to determine if an

- Keep the screwdriver handle clean; a greasy handle is apt to cause accidents.

- A screwdriver should never be used as pry bar. If it is overstressed in this manner, the blade might break and send a particle of steel into the operator's arm or even towards his eyes.

electrical circuit is live.