

# Гарнитура одвртки во SOS влошка за алат

964/33SOS



## Profiles

---



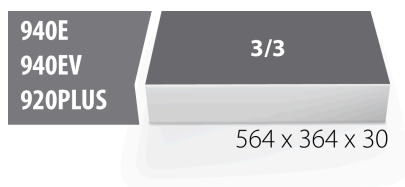
## Product features







- Димензија на влошката : 564 x 364 x 30 mm
- Компатибилни со фиоките на Eurostyle, Eurovision, Euromotion, Europlus и Hercules (предните фиоки)

## Гарнитурата вклучува:

- 5 x плоснати одвртувачи TBI (article 605TBI) dim. 0.5x3.0x80, 0.8x4.0x100, 1.0x5.5x125, 1.2x6.5x150, 1.6x8.0x175
- 4 x крстач (PH) одвртувачи TBI (article 615TBI) dim. PH 0x60, PH 1x80, PH 2x100, PH 3x150
- 2 x одвртка кратка (PH) плосната TBI (article 627TBI) dim. 1.0x5.5x25, 1.2x6.5x25
- 2 x Одвртка кратка крстач (PH)облик TBI изведба (article 626TBI) dim. PH 1x25, PH 2x25
- 9 x TBI одвртувач со TX профил (article 621TBI) dim. TX 6, TX 8, TX 10, TX 15, TX 20, TX 25, TX 27, TX 30, TX 40

- 8 x насаден клуч со TBI рачка (article 629TBI) dim. 6, 7, 8, 9, 10, 11, 12, 13



Product name	SKU	Article	Dimensions	Quantity
Гарнитура одвртки во SOS влошка за алат	621392	964/33SOS	-	30
Одвртувач плоснат TBI изведба		605TBI	0.5 x 3.0x80, 0.8 x 4.0x100, 1.0 x 5.5x125, 1.2 x 6.5x150, 1.6 x 8.0x175	5
Одвртка крстач (PH) TBI изведба		615TBI	PH 0x60, PH 1x80, PH 2x100, PH 3x150	4
Одвртка кратка крстач (PH)облик TBI изведба		626TBI	PH 1x25, PH 2x25	2
Одвртка плосната кратка TBI изведба		627TBI	1.0 x 5.5x25, 1.2 x 6.5x25	2
Одвртка со TX профил TBI изведба		621TBI	TX 6, TX 8, TX 10, TX 15, TX 20, TX 25, TX 27, TX 30, TX 40	9
Насаден клуч со рачка TBI изведба		629TBI	6, 7, 8, 9, 10, 11, 12, 13	8
SOS влошка за 964/33 SOS		vI964/33SOS	564x364x30	1

\* Сликите на производите се симболични. Сите димензии се во мм, тежината е во грамови. Сите наведени димензии може да се разликуваат во ниво на толеранција

## Safety tips



- Use a screw holding screwdriver to get screws started in awkward, hard-to-reach areas.
- Use a stubby screwdriver in close quarters where a conventional screwdriver cannot be used.
- A rounded tip should be redressed with a file; make sure edges are straight.



- Don't use pliers on the handle of a screwdriver to get extra turning power. A wrench should only be used on the square shank or bolster of a screwdriver that is especially designed for that purpose.
- Don't expose a screwdriver blade to excessive heat as it may reduce the hardness of the blade.

- Screwdrivers used in the shop are best stored in a rack. This way, the proper selection of the right screwdriver can be quickly made.

- Keep the screwdriver handle clean; a greasy handle is apt to cause accidents.

- A screwdriver should never be used as pry bar. If it is overstressed in this manner, the blade might break and send a particle of steel into the operator's arm or even towards his eyes.

- Don't use a screwdriver with a split or broken handle.

- Don't use a regular screwdriver to check a storage battery or to determine if an electrical circuit is live.