

Set i kaçavidave në SOS sirtar

964/33SOS



Profiles



Product features

- Dimensionet e futjes: 564 x 364 x 30 mm
- Për sirtarët e karrocave Eurostyle, Eurovision, Euromotion, Europlus dhe Hercules (mbajtëse përpara)







Seti përfshin:

- Kaçavidë e rrafshtë TBI 5x (artikulli 605TBI) dim. 0,5x3,0x80, 0,8x4,0x100, 1,0x5,5x125, 1,2x6,5x150, 1,6x8,0x175
- Kaçavidë 4x me majë plus (PH) TBI (artikulli 615TBI) dim. PH 0x60, PH 1x80, PH 2x100, PH 3x150
- 2 copë. i kaçavidave të shkurtra të sheshta (art. 627TBI), dim. 1.0x5.5x25, 1.2x6.5x25
- 2 copë. i kaçavidave të shkurtra Phillips (art. 626TBI), dim. PH 1x25, PH 2x25
- 9 copë. Kaçavidë TORX me dorezë TBI (art. 621TBI), dim. TX 6, TX 8, TX 10, TX 15, TX 20, TX 25, TX 27, TX 30, TX 40
- 8 copë. çelësa prizë me dorezë TBI (art. 629TBI), dim. 6, 7, 8, 9, 10, 11, 12, 13 mm

940E
940EV
920PLUS

3/3

564 x 364 x 30

Product name	SKU	Article	Dimensions	Quantity
Set i kaçavidave në SOS sirtar	621392	964/33SOS	-	30
Kaçavidë e rrafshët TBI		605TBI	0.5 x 3.0x80, 0.8 x 4.0x100, 1.0 x 5.5x125, 1.2 x 6.5x150, 1.6 x 8.0x175	5
Kaçavidë kryq (PH) TBI		615TBI	PH 0x60, PH 1x80, PH 2x100, PH 3x150	4
Kaçavidë plus (PH) TBI i shkurtë		626TBI	PH 1x25, PH 2x25	2
Kaçavidë i rrafshët TBI,i shkurtë		627TBI	1.0 x 5.5x25, 1.2 x 6.5x25	2
Kaçavidë TBI me TX profil		621TBI	TX 6, TX 8, TX 10, TX 15, TX 20, TX 25, TX 27, TX 30, TX 40	9
Çelës i thethësisë me dorez TBI		629TBI	6, 7, 8, 9, 10, 11, 12, 13	8
SOS mjet tabaka për 964/33SOS		vI964/33SOS	564x364x30	1

* Imazhet e produkteve janë simbolike. Të gjitha dimensionet janë në mm, pesha në gram. Të gjitha dimensionet e listuara mund të ndryshojnë në tolerancë.

Safety tips



- Use a screw holding screwdriver to get screws started in awkward, hard-to-reach areas.
- Use a stubby screwdriver in close quarters where a conventional screwdriver cannot be used.
- A rounded tip should be redressed with a file; make sure edges are straight.
- Screwdrivers used in the shop are best stored in a rack. This way, the proper selection of the right screwdriver can be quickly made.
- Keep the screwdriver handle clean; a greasy handle is apt to cause accidents.



- Don't use pliers on the handle of a screwdriver to get extra turning power. A wrench should only be used on the square shank or bolster of a screwdriver that is especially designed for that purpose.
- Don't expose a screwdriver blade to excessive heat as it may reduce the hardness of the blade.
- Don't use a screwdriver with a split or broken handle.
- Don't use a regular screwdriver to check a storage battery or to determine if an electrical circuit is live.

- A screwdriver should never be used as pry bar. If it is overstressed in this manner, the blade might break and send a particle of steel into the operator's arm or even towards his eyes.