


Spanningzoeker 220 - 250 V

630VDE



Profielen

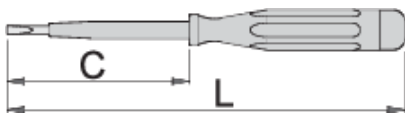




Standaard

DIN EN IEC 60900 (VDE 0682-201):2019-04; EN IEC 60900:2018

Product attributen

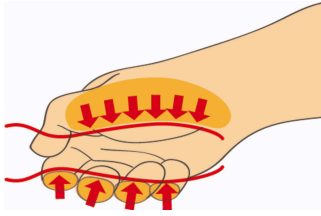
- Afmeting 140 met clip
- gemaakt volgens norm DIN EN IEC 60900 (VDE 0682-201):2019-04; EN IEC 60900:2018



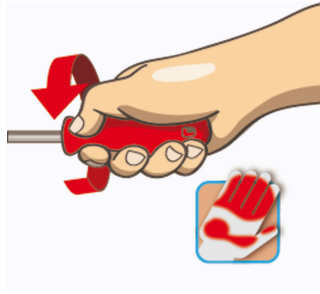
	axb	C	L	
617659	0.5 x 3.0	60	140	16
617660	0.6 x 3.5	90	180	27

* Afbeeldingen van producten zijn symbolisch. Alle afmetingen zijn in mm en gewicht in gram. Alle vermelde afmetingen kunnen variëren in tolerantie.

Gebruik (Afbeeldingen)



Ergonomisch handvat om uw handen te beschermen.



Groot handvat voor meer torsiëkracht.



Veiligheidstips



- Use a screw holding screwdriver to get screws started in awkward, hard-to-reach areas.
- Use a stubby screwdriver in close quarters where a conventional screwdriver cannot be used.
- A rounded tip should be redressed with a file; make sure edges are straight.
- Screwdrivers used in the shop are best stored in a rack. This way, the proper selection of the right screwdriver can be quickly made.
- Keep the screwdriver handle clean; a greasy handle is apt to cause accidents.
- A screwdriver should never be used as pry bar. If it is overstressed in this manner, the blade might break and send a particle of steel into the operator's arm or even towards his eyes.



- Don't use pliers on the handle of a screwdriver to get extra turning power. A wrench should only be used on the square shank or bolster of a screwdriver that is especially designed for that purpose.
- Don't expose a screwdriver blade to excessive heat as it may reduce the hardness of the blade.
- Don't use a screwdriver with a split or broken handle.
- Don't use a regular screwdriver to check a storage battery or to determine if an electrical circuit is live.