


Tournevis détecteur de tension 220-250 volts

630VDE



Profils

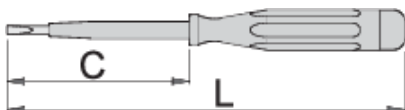




Normes

DIN EN IEC 60900 (VDE 0682-201):2019-04; EN IEC 60900:2018

Description produit

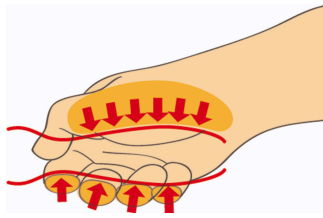
- Dimension 140 avec agrafe
- Conçu selon la Norme DIN EN IEC 60900 (VDE 0682-201):2019-04; EN IEC 60900:2018



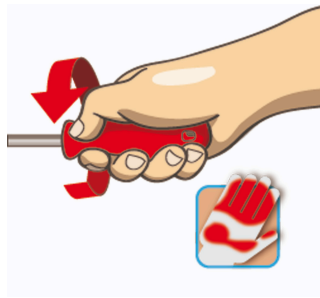
	axb	C	L	
617659	0.5 x 3.0	60	140	16
617660	0.6 x 3.5	90	180	27

* Les images des produits ne sont pas contractuelles. Toutes les dimensions sont en mm, les poids en grammes.

Utilisation (pictures)



Conception de poignée ergonomique pour la protection des mains



Surface de contact maximale pour une meilleure puissance de couple.



Safety tips



- Use a screw holding screwdriver to get screws started in awkward, hard-to-reach areas.
- Use a stubby screwdriver in close quarters where a conventional screwdriver cannot be used.
- A rounded tip should be redressed with a file; make sure edges are straight.
- Screwdrivers used in the shop are best stored in a rack. This way, the proper selection of the right screwdriver can be quickly made.
- Keep the screwdriver handle clean; a greasy handle is apt to cause accidents.
- A screwdriver should never be used as pry bar. If it is overstressed in this manner, the blade might break and send a particle of steel into the operator's arm or even towards his eyes.



- Don't use pliers on the handle of a screwdriver to get extra turning power. A wrench should only be used on the square shank or bolster of a screwdriver that is especially designed for that purpose.
- Don't expose a screwdriver blade to excessive heat as it may reduce the hardness of the blade.
- Don't use a screwdriver with a split or broken handle.
- Don't use a regular screwdriver to check a storage battery or to determine if an electrical circuit is live.